

dash**book** 

///

dashbook

The leading KPI dashboard in Excel

Executive Summary

DESIGNED FOR DECISION MAKERS

- Fast and detailed analysis of your KPIs.
- Interactive charts and tables.
- Sophisticated reports in your Corporate Design.

SAVES TIME AND MONEY

- Can be employed in no time.
- Excel-based, thus leaner and cheaper than big solutions.
- Flexible and effortless future updates.

EASY INTEGRATION WITH YOUR IT

- Can be connected to IT systems fast and efficiently.
- No costly modifications to your IT structure.
- Easy-to-use manual or automated data input.

The Idea of dashbook

/// REVIVE YOUR RAW DATA: TURN IT INTO A SMART DASHBOARD

BEFORE

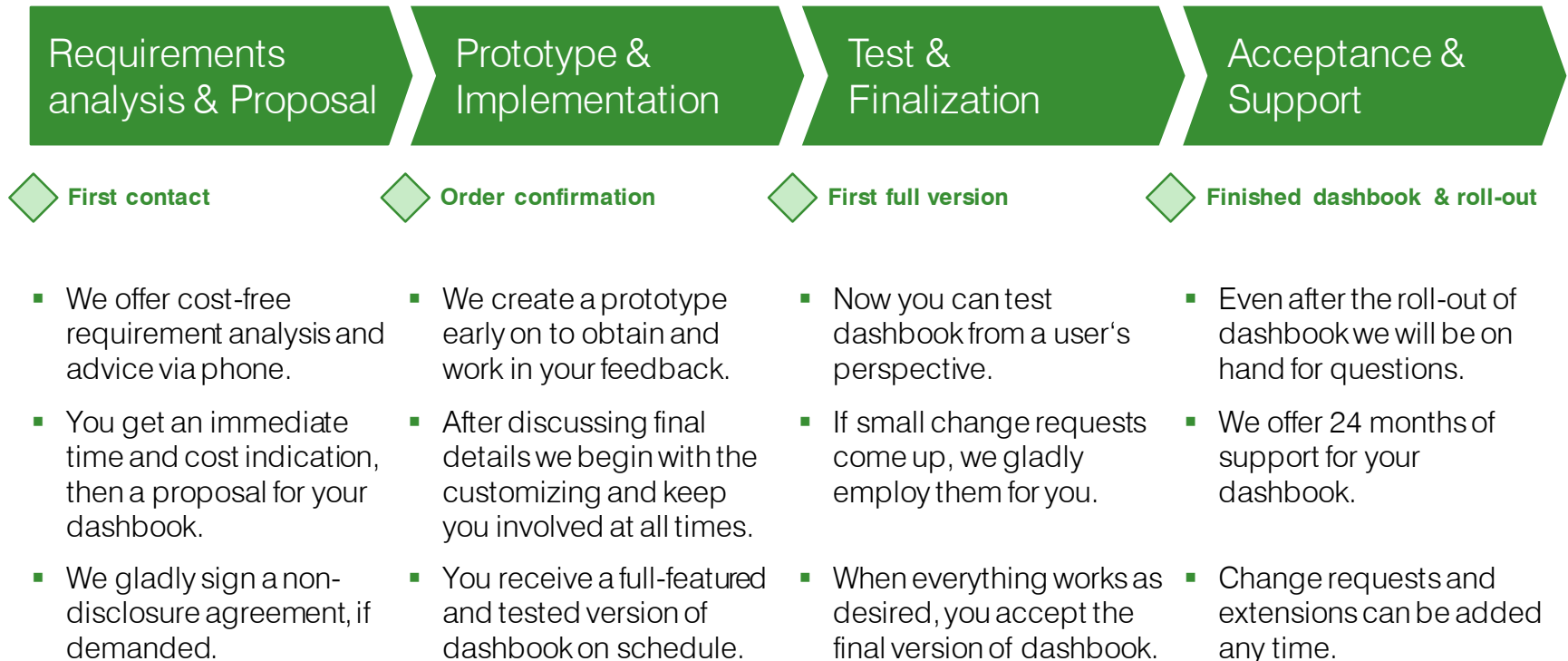
| | ACTUAL MONTH | | | YTD | | |
|---------------------|---------------|---------------|----------------|----------------|----------------|---------------|
| | PLAN | ACTUAL | DELTA IN % | PLAN | ACTUAL | DELTA IN % |
| Product 1 | 52296 | 35352 | -32,40% | 147509 | 102698 | -30,38% |
| Product 2 | 46807 | 41236 | -11,90% | 135459 | 101756 | -24,88% |
| Product 3 | 9811 | 11987 | 22,18% | 28901 | 30764 | 6,45% |
| Product 4 | 6280 | 8335 | 32,72% | 15199 | 23380 | 53,83% |
| Product 5 | 86816 | 75695 | -12,81% | 203572 | 222725 | 9,41% |
| Product 6 | 24616 | 33959 | 37,96% | 72814 | 75239 | 3,33% |
| Product 7 | 24105 | 14522 | -39,75% | 50326 | 37354 | -25,78% |
| Product 8 | 10594 | 8643 | -18,41% | 23009 | 19129 | -16,86% |
| Sum products | 261325 | 229729 | -12,09% | 676788 | 613045 | -9,42% |
| Service 1 | 28638 | 33128 | 15,68% | 57639 | 87158 | 51,21% |
| Service 2 | 71979 | 43804 | -39,14% | 178234 | 130870 | -26,57% |
| Service 3 | 85198 | 64318 | -24,51% | 178463 | 161013 | -9,78% |
| Service 4 | 18013 | 20593 | 14,32% | 51215 | 57262 | 11,81% |
| Service 5 | 87739 | 112524 | 28,25% | 205737 | 322514 | 56,76% |
| Service 6 | 46633 | 23394 | -49,83% | 97669 | 53610 | -45,11% |
| Service 7 | 82874 | 64064 | -22,70% | 174853 | 176937 | 1,19% |
| Service 8 | 54668 | 58248 | 6,55% | 147615 | 143848 | -2,55% |
| Service 9 | 70929 | 91285 | 28,70% | 161981 | 255910 | 57,99% |
| Service 10 | 17016 | 24984 | 46,83% | 47544 | 68017 | 43,06% |
| Sum services | 563687 | 536342 | -4,85% | 1300950 | 1457139 | 12,01% |

AFTER



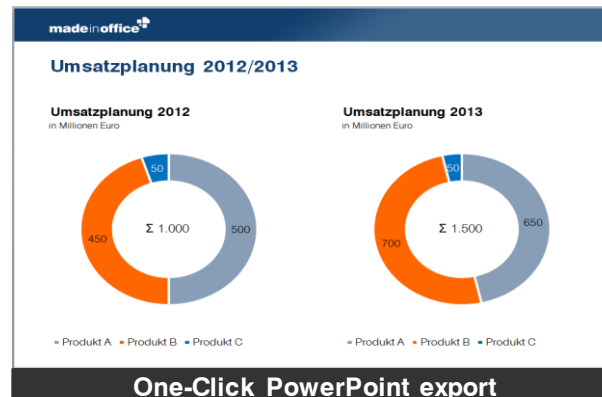
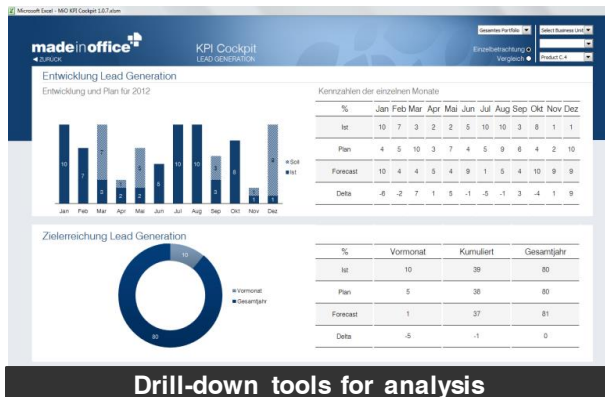
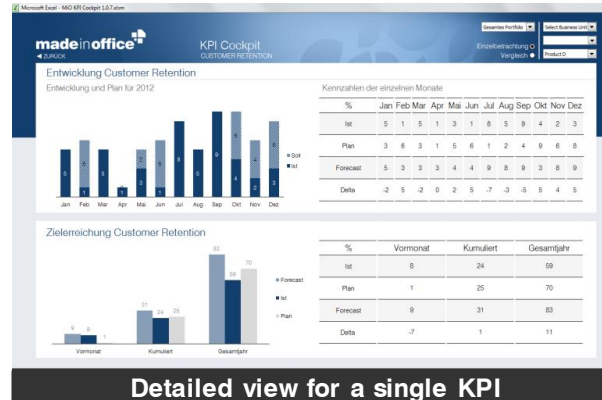

- dashbook is all about clarity and simplicity.
- When visualized properly, data can become much more meaningful.
- Dynamic controls take analyzing your KPIs to a whole new level.

Customizing Process



Experience has shown that the customizing of dashboard from order confirmation to completion takes around 6 to 12 weeks.

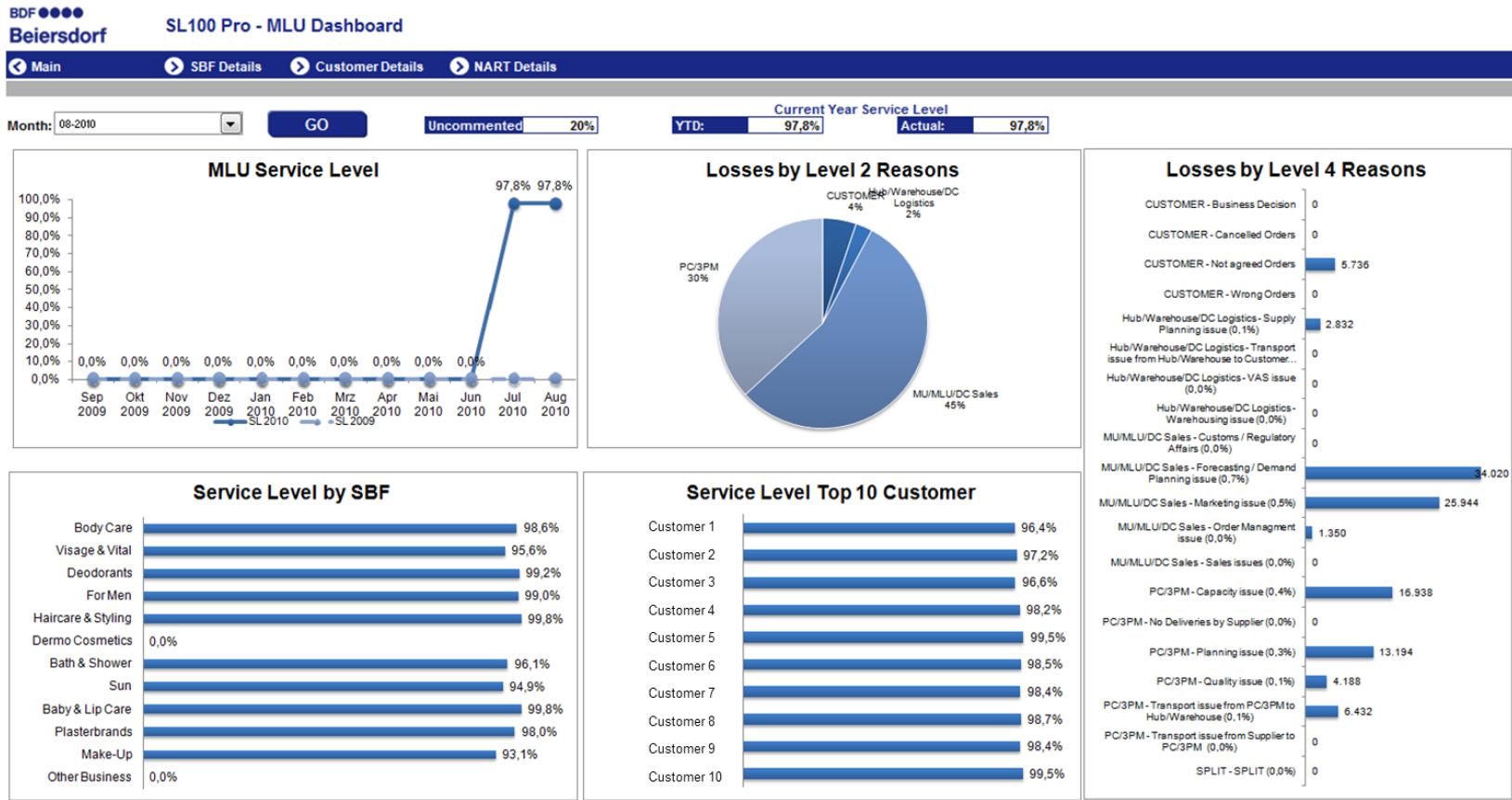
Exemplary Screenshots of dashbook



The screenshots show samples in the Corporate Design of Made in Office. In the customizing everything can be adjusted to your Corporate Design.

Example: dashbook for Beiersdorf

/// GLOBAL SERVICE LEVEL DASHBOARD



dashbook is employed worldwide and across sectors

/// A SELECTION OF CLIENTS USING DASHBOOK

BDF ●●●●
Beiersdorf

Johnson & Johnson

BERTELSMANN
media worldwide

Takeda

NYCOMED

ASSA ABLOY



L!NDNER
HOTELS & RESORTS

Let's get started

/// CONTACT US



dashbook@madeinoffice.com



+49 221 99 37 85 – 81

Made in Office GmbH

Theodor-Heuss-Ring 4

50668 Cologne

/// ABOUT US

- Founded: **2005**
 - Employees: **26**
 - Customers: **600+**
 - Projects: **1200+**
-
- Germany's leading provider of Microsoft Office solutions
 - Certified Microsoft Business Partner